

KPMG Technology

Emerging Technology | AI | Automation | Data & Analytics

2024 | Artificial Intelligence & Procurement

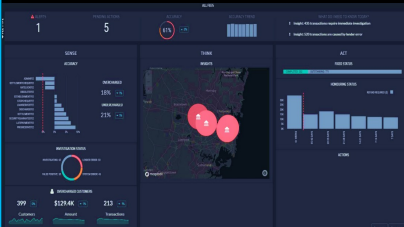
KPMG, Tom Einar Nyberg and Cato Gundersen

Transformation | Embed intelligence into platforms, processes and applications

PROCESS TRANSFORMATION

DECISIONS

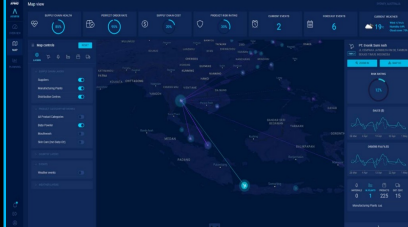
Analytics
Cognitive
Support



Smarter and better decisions supported by advanced algorithms

EXPERIENCE

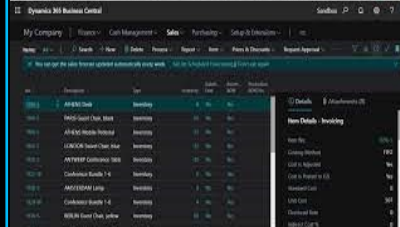
Applications
Data-Driven
Experiences



Proactive and deeply personal user experiences in data-driven applications

AUTONOMOUS

Automation
Intelligent &
Autonomous



Autonomous and robust automations that handle multiple types of data

SPEED

Accelerated
Platform
Development



Faster development and advanced functionality with built-in features

EFFECIENCY

Assistants
Agent
Augmentation



Knowledge support, intelligent execution and augmented actions

EMBEDDED AI IN THE OPERATING MODEL

Data analysis | Processing and capturing unstructured data to create insight

Invoice



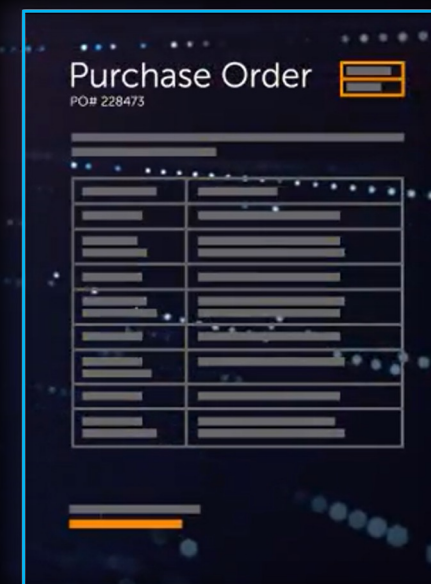
Application



Contract



Purchase Order



Use-Cases | Sample use-cases across multiple capabilities

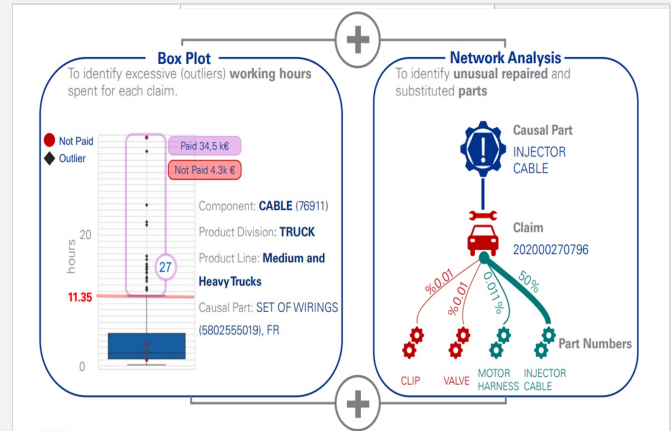
Transactions

Reisdeg Eiendom AS
Staperveien 100, Staperveien 100, Kontorbygg
Inngang B
7015 TRONDHEIM

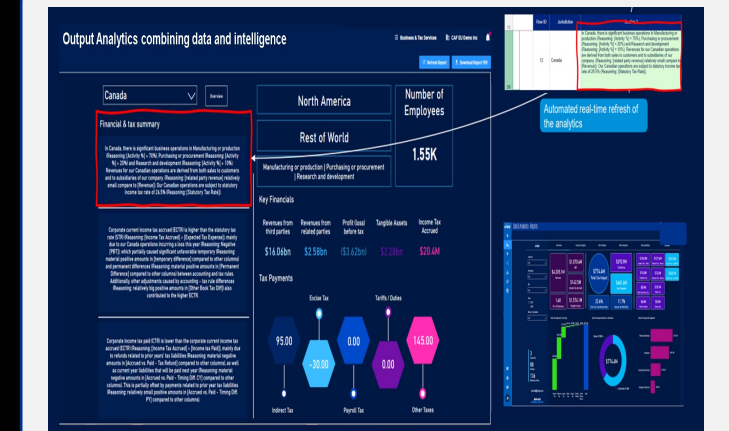
Vår ref: Heimer Spakk
Deres ref: Bjørn Holger Blikkenberg
Prosjekt: Innleielse av 30 leiligheter for Villa Uskaten Apartments
Levertid: Byplassen 106, 7015 Trondheim
Fakturadato: 10.01.2017 Fakturavnr.: 37
Forfallsdato: 24.01.2017

BEKRIVELSE	PRIS	ANTALL	RABATT	MVA	BELØP
Grunntest	635	47	0	25%	29 848,00
Måkestimer	956	129	0	25%	123 324,00
Lastebiltimer	968	142	0	25%	137 456,00
Fornæringer	996	75	0	25%	74 700,00
MVA-sats	Grunnting	MVA	Nettbeløp	Merverdiaft	365 325,00
Hay 25%	365 325,00	91 331,25		91 331,25	
A BETALE					456 656,25

Fraud



Insight



Analysis

Using Microsoft excel...

Can you explain to me...

Can you write a one p...

Hi RADChat. I want yo...

Can you tell me more ...

Hi

Can you translate the ...

Hi RADChat. Can I giv...

Hey RADChat. I need ...

Hey RADChat. Can yo...

You can use the MATCH function in Microsoft Excel to check if a name in Col A is in the list in Col B.

Here's an example formula:

```
=IF(ISNUMBER(MATCH(A1,B:B,0)), "Found", "Not Found")
```

In this formula, 'A1' is the cell that contains the name you want to check and 'B:B' is the range of cells that contains the list of names.

The MATCH function searches for the value in 'A1' in the range 'B:B' and returns the position of the value in the range. If the value is not found, the function returns the #N/A error.

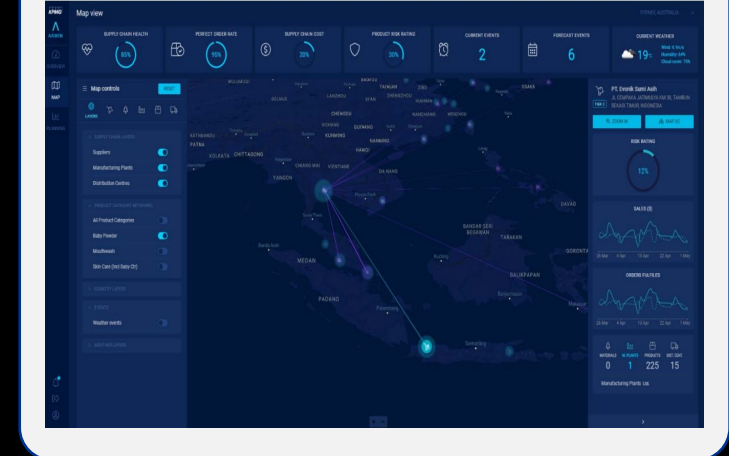
The ISNUMBER function checks if the result of the MATCH function is a number, which indicates that the value was found in the range. If the result is a number, the formula returns "Found". If the result is the #N/A error, the formula returns "Not Found".

Contracts

LEAD Transfer Tool

Product Type	Name	Original	Tool	NEP	Default Terms	Dependencies	Questions	Missed Toes
Procedures	CP24_K24-0002-00000 (20%)							
	CP24_K24-0003-00000 (20%)							
	CP24_K24-0004-00000 (20%)							
	CP24_K24-0005-00000 (20%)							
	CP24_K24-0006-00000 (20%)							
	CP24_K24-0007-00000 (20%)							
	CP24_K24-0008-00000 (20%)							
	CP24_K24-0009-00000 (20%)							
	CP24_K24-0010-00000 (20%)							
	CP24_K24-0011-00000 (20%)							
	CP24_K24-0012-00000 (20%)							
	CP24_K24-0013-00000 (20%)							
	CP24_K24-0014-00000 (20%)							
	CP24_K24-0015-00000 (20%)							
	CP24_K24-0016-00000 (20%)							
	CP24_K24-0017-00000 (20%)							
	CP24_K24-0018-00000 (20%)							
	CP24_K24-0019-00000 (20%)							
	CP24_K24-0020-00000 (20%)							

Optimize



Data-driven | From transactional automation to insight and supplier actions

Semi structured data

Reisdeg Eiendom AS
Staperiveien 100, Staperiveien 100, Kontorbygg
Inngang B
7015 TRONDHEIM

Vår ref: Heimer Sjåke
Deres ref: Bjørn Høglar Bikkarberg
Prosjekt: Innslagsen av 20 bollebeid for Vita Utstakt Apartments
Leveringsdato: 10.01.2017
Løst til: Byggeplannen 105, T015 Trondheim
Fakturadato: 10.01.2017 Fakturanr.: 37
Forfallsdato: 24.01.2017

BESKRIVELSE	PRIS	ANTALL	RABATT	MVA	BELØP
Grunnarbeid	635	47	0	25%	29 845,00
Maskeidmer	966	129	0	25%	123 324,00
Lastebilmer	968	142	0	25%	137 456,00
Fornavnstmer	996	75	0	25%	74 700,00
MVA-sats					368 325,00
Hey 25%					91 331,25
					Å BETALE 456 656,25

Process automation

Categorization



Spend insight

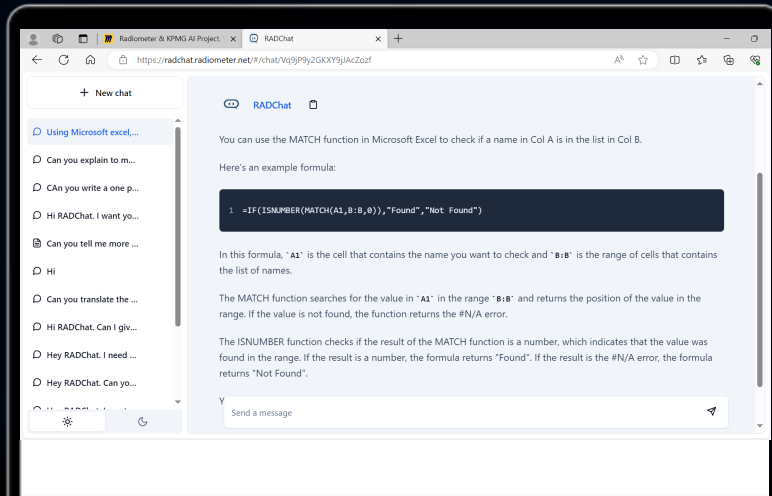
Insight



Supplier follow-up

Private Generative AI | Utilizing your business data with Supplier analysis

"GPT for Supplier analysis"



1. Front-End



Custom front-end with familiar design that enables users to interact with the Azure GPT services and iterate on the supplier analysis. Possible to integrate with other systems.

2. Prompt layer



Specialized fine-tuning and automatic prompt-engineering for setting up a first draft, generating appropriate responses and validating correct output.

3. Back-End



Azure-based back-end that hosts several Azure Service, such as Azure AI, Cognitive Search, Document Intelligence, etc. This includes "vectorizing" documents. In principle any GenAI service may be used if market or performance changes significantly.

Combined analytics | Reporting & Analytics – Combining Data, AI & Humans

Output Analytics combining data

Row ID	Jurisdiction	Details
12	Canada	In Canada, there is significant business operations in Manufacturing or production (Reasoning: [Activity %] = 70%), Purchasing or procurement (Reasoning: [Activity %] = 20%) and Research and development (Reasoning: [Activity %] = 10%). Revenues for our Canadian operations are derived from both sales to customers and to subsidiaries of our company. (Reasoning: [related party revenue] relatively small compare to [Revenue]). Our Canadian operations are subject to statutory income tax rate of 26.5% (Reasoning: [Statutory Tax Rate]).

Automated real-time refresh of the analytics

Canada Overview

Financial & tax summary

In Canada, there is significant business operations in Manufacturing or production (Reasoning: [Activity %] = 70%), Purchasing or procurement (Reasoning: [Activity %] = 20%) and Research and development (Reasoning: [Activity %] = 10%). Revenues for our Canadian operations are derived from both sales to customers and to subsidiaries of our company. (Reasoning: [related party revenue] relatively small compare to [Revenue]). Our Canadian operations are subject to statutory income tax rate of 26.5% (Reasoning: [Statutory Tax Rate]).

Corporate current income tax accrued (ECTR) is higher than the statutory tax rate (STR) (Reasoning: [Income Tax Accrued] > [Expected Tax Expense]), mainly due to our Canada operations incurring a loss this year (Reasoning: Negative [PBT]), which partially caused significant unfavorable temporary (Reasoning: material positive amounts in [temporary difference] compared to other columns) and permanent differences (Reasoning: material positive amounts in [Permanent Difference] compared to other columns) between accounting and tax rules. Additionally, other adjustments caused by accounting - tax rule differences (Reasoning: relatively big positive amounts in [Other Book Tax Diff]) also contributed to the higher ECTR.

Corporate income tax paid (CTR) is lower than the corporate current income tax accrued (ECTR) (Reasoning: [Income Tax Accrued] > [Income tax Paid]), mainly due to refunds related to prior years' tax liabilities (Reasoning: material negative amounts in [Accrued vs. Paid - Tax Refund] compared to other columns), as well as current year liabilities that will be paid next year (Reasoning: material negative amounts in [Accrued vs. Paid - Timing Diff. CY] compared to other columns). This is partially offset by payments related to prior year tax liabilities (Reasoning: relatively small positive amounts in [Accrued vs. Paid - Timing Diff. PY] compared to other columns).

North America

Rest of World

Number of Employees

1.55K

Manufacturing or production | Purchasing or procurement | Research and development

Key Financials

Revenues from third parties	Revenues from related parties	Profit (loss) before tax	Tangible Assets	Income Tax Accrued
\$16.06bn	\$2.58bn	(\$3.62bn)	\$2.28bn	\$20.4M

Tax Payments

Excise Tax	Tariffs / Duties
95.00	0.00
Indirect Tax	Payroll Tax
-30.00	0.00
	Other Taxes
	145.00

Data & Analytics - Reports

Overview

\$4,305.1M	\$1,070.4M	\$774.4M	\$292.9M
Revenue	PBT	Total Tax Impact	Total Tax
\$142.5M	\$142.5M	\$481.6M	\$481.6M
Income Tax Accrued	Income Tax	Total Collected	Total Collected
1.4K	\$1,574.1M	23.6%	11.7%
No. of Employees	Tangible Assets	Total Tax Contribution Rate	Income Tax Rate

3 Companies, 88 Regions, 136 Business Units

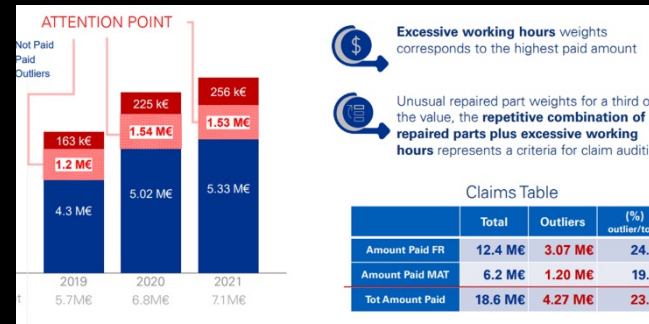
Estimated 42.1%

Fraud & Investigations | Utilizing data to transform processes

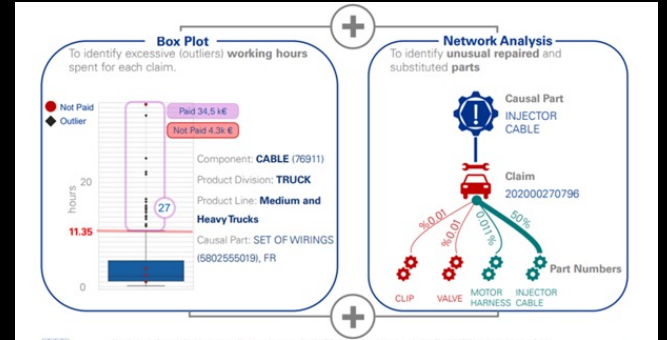
Warranty claims



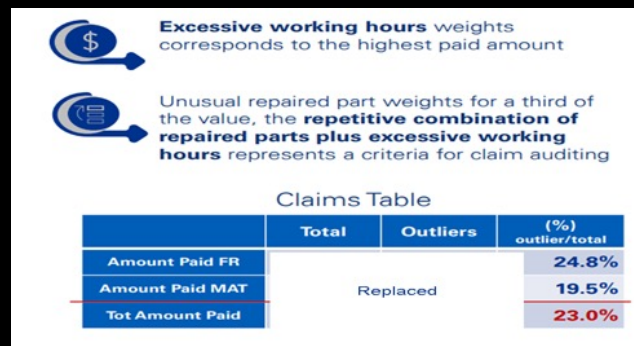
Suspicious behavior



Data classification



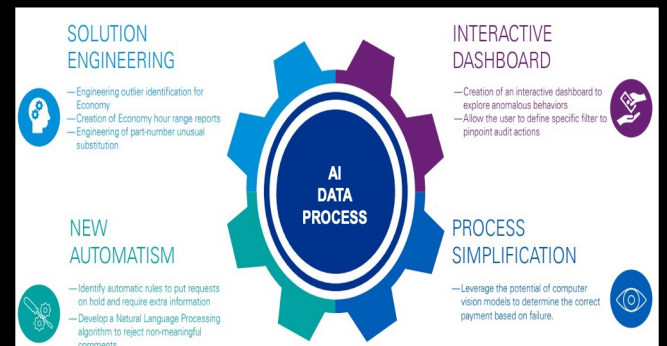
Deviations



Investigations

S-digits Component	Product Division	Product Line	Dealer	Country	Outliers Amount (€)	Amount Paid (€)	Outliers Amount (%)	Outliers MAT (€)	Outliers FR (€)
76911	TRUCK	Medium and Heavy Trucks	VC SA (12329)	France	49 K€	80 K€	62%	2.1 K€	46.9 K€
76914	TRUCK	Medium and Heavy Trucks	HARRIS TRUCK & VAN LTD (78894)	United Kingdom	39 K€	40 K€	98%	36 K€	3 K€
76911	BUS	BUS - CITYBUS	SPL SECLIN (12698)	France	37 K€	129 K€	29%	1.7 K€	35.3 K€
76911	TRUCK	Medium and Heavy Trucks	CARTWRIGHT FLEET SERVICES (134943)	United Kingdom	34 K€	113 K€	30%	1.4 K€	32.6 K€
76911	TRUCK	Medium and Heavy Trucks	WALTON SUMMIT TRUCK CENTRE LIMITED (80396)	United Kingdom	33 K€	84 K€	40%	6 K€	27 K€
76911	TRUCK	Light Commercial Vehicles	VECO RETAIL (81125)	United Kingdom	31 K€	45 K€	70%	2.3 K€	28.7 K€

Process transformation



Contract Management | Data-driven processing of contracts

Ingestion of documents

Detected entities & terms

Entity relationship

Term amendments

Workflow & Approvals

Management Statistics

Scenario Analysis | Optimize and plan for better handling of disruption

